

12-month Enrollment 2023-24

Institution: New Mexico Institute of Mining and Technology (187967)

User ID: P1879671

Overview

12-month Enrollment Overview

The 12-month Enrollment survey component collects unduplicated student enrollment counts and instructional activity data for an entire 12-month period. Using the instructional activity data reported, a full-time equivalent (FTE) student enrollment at the undergraduate and graduate level is estimated (4-year institutions only). Institutions with Doctor's - professional practice students will also report the FTE enrollment of those students (4-year institutions only). NCES uses the FTE enrollment to produce indicators such as expenses by function per FTE as reported in the IPEDS Data Feedback Report.

Data Reporting Reminder:

- All institutions must use the July 1 - June 30 reporting period.
- Report data to accurately reflect the time period corresponding with the IPEDS survey component, even if such reporting is seemingly inconsistent with prior-year reporting.

Changes in reporting

The following changes were implemented for the 2023-24 data collection period:

- Rephrased "remedial education" terminology in survey materials to "developmental education," including Glossary terms
- Rephrased "dual enrolled students" terminology in survey materials to "high school students enrolled in college courses for credit"
- Added new Part C to collect counts of high school students enrolled in college courses for credit
- Revised survey materials related to Gender Unknown or Another Gender enrollment reporting in Part A, including non-reporting for small cell size
- Added FAQ regarding including incarcerated students in for-credit enrollment reporting
- Revised FAQ regarding enrollment reporting for degree-seeking students who were previously enrolled as non-degree-seeking
- Revised FAQ with an additional note about verification of F-1 visa status for undocumented and DACA students
- Added a note to Instructions regarding distance education enrollment reporting to ensure consistency with Fall Enrollment (EF) reporting
- Revised text and organization of Instructions regarding instructional activity and full-time equivalent enrollment (Note: no changes were made to methodology or reporting guidelines)
- Revised FAQ for clarity regarding reporting the estimate of full-time equivalent (FTE) students
- Added FAQ regarding experimental site participants

Resources:

- To download the survey materials for this component: [Survey Materials](#)
- To access your prior year data submission for this component: [Reported Data](#)

If you have questions about completing this survey, please contact the IPEDS Help Desk at 1-877-225-2568.


Institution: New Mexico Institute of Mining and Technology (187967)

Undergraduate Instructional Activity Type

Which instructional activity units will you use to report undergraduate instructional activity?

- Undergraduate instructional activity data in Part B may be reported in units of clock hours or credit hours.
- Please note that any graduate level instructional activity must be reported in credit hours. (4-year institutions only)

- Clock hours
- Credit hours
- Both clock and credit hours (some undergraduate programs measured in clock hours and some measured in credit hours)

 You may use the box below to provide additional context for the data you have reported above. Context notes will be posted on the College Navigator website. Therefore, you should write all context notes using proper grammar (e.g., complete sentences with punctuation) and common language that can be easily understood by students and parents (e.g., spell out acronyms).

Institution: New Mexico Institute of Mining and Technology (187967)

Part A - Unduplicated Count for Full-time Undergraduate Students

12-month Unduplicated Count by Race/Ethnicity and Gender - **Full-time Undergraduate** Students

July 1, 2022 – June 30, 2023

Reporting Reminders:

- The 12-month unduplicated count must be equal or greater than the corresponding prior year fall enrollment.
- Report Hispanic/Latino individuals of any race as Hispanic/Latino
- Report race for non-Hispanic/Latino individuals only
- Even though Teacher Preparation certificate programs may require a bachelor's degree for admission, they are considered subbaccalaureate undergraduate programs, and students in these programs are undergraduate students.

Men

Students enrolled for <u>credit</u>	Degree/certificate-seeking			Total degree/certificate-seeking	Non-degree/ non-certificate-seeking	Total, Full-time undergraduate students
	First-time	Non-first-time				
		Transfer-in	Continuing/ Returning			
<u>U.S. Nonresident</u>	5	1	6	12	0	12
<u>Hispanic/Latino</u>	101	13	195	309	0	309
<u>American Indian or Alaska Native</u>	11	2	17	30	0	30
<u>Asian</u>	3	1	17	21	0	21
<u>Black or African American</u>	2	0	3	5	0	5
<u>Native Hawaiian or Other Pacific Islander</u>	0	2	1	3	0	3
<u>White</u>	104	17	275	396	0	396
Two or more races	9	3	12	24	0	24
<u>Race and ethnicity unknown</u>	0	0	4	4	0	4
Total men	235	39	530	804	0	804
Total men prior year	217	31	560	808	0	808

Women

Students enrolled for <u>credit</u>	Degree/certificate-seeking			Total degree/certificate-seeking	Non-degree/ non-certificate-seeking	Total, Full-time undergraduate students
	First-time	Non-first-time				
		Transfer-in	Continuing/ Returning			
<u>U.S. Nonresident</u>	0	2	3	5	0	5
<u>Hispanic/Latino</u>	33	6	105	144	0	144
<u>American Indian or Alaska Native</u>	2	3	8	13	0	13
<u>Asian</u>	3	0	8	11	0	11
<u>Black or African American</u>	2	0	1	3	0	3
<u>Native Hawaiian or Other Pacific Islander</u>	0	0	0	0	0	0
<u>White</u>	27	3	103	133	0	133
Two or more races	2	1	9	12	0	12
<u>Race and ethnicity unknown</u>	1	0	1	2	0	2
Total women	70	15	238	323	0	323
Total women prior year	93	19	249	361	1	362

Grand total (2022-23)	305	54	768	1,127	0	1,127
Prior year data:						
Grand total (men+women) prior year	310	50	809	1,169	1	1,170
Total Full-time undergraduate enrollment Fall 2022 <i>NOTE: Grand total (2022-23) calculated above is expected to be greater than total Full-time undergraduate enrollment Fall 2022.</i>	299	39	755	1,093		1,093

Institution: New Mexico Institute of Mining and Technology (187967)

Part A - Unduplicated Count for Part-time Undergraduate Students

12-month Unduplicated Count by Race/Ethnicity and Gender - Part-time Undergraduate Students

July 1, 2022 – June 30, 2023

Reporting Reminders:

- The 12-month unduplicated count must be equal or greater than the corresponding prior year fall enrollment.
- Report Hispanic/Latino individuals of any race as Hispanic/Latino
- Report race for non-Hispanic/Latino individuals only
- Even though Teacher Preparation certificate programs may require a bachelor's degree for admission, they are considered subbaccalaureate undergraduate programs, and students in these programs are undergraduate students.

Men

Students enrolled for <u>credit</u>	Degree/certificate-seeking			Total degree/certificate-seeking	Non-degree/non-certificate-seeking	Total, Part-time undergraduate students
	First-time	Non-first-time				
		Transfer-in	Continuing/Returning			
U.S. Nonresident	0	0	1	1	1	2
Hispanic/Latino	1	1	25	27	34	61
American Indian or Alaska Native	0	0	2	2	2	4
Asian	0	0	3	3	5	8
Black or African American	0	0	2	2	1	3
Native Hawaiian or Other Pacific Islander	0	0	1	1	0	1
White	0	1	25	26	54	80
Two or more races	0	0	0	0	2	2
Race and ethnicity unknown	0	0	0	0	21	21
Total men	1	2	59	62	120	182
Total men prior year	2	2	59	63	48	111

Women

Students enrolled for <u>credit</u>	Degree/certificate-seeking			Total degree/certificate-seeking	Non-degree/non-certificate-seeking	Total, Part-time undergraduate students
	First-time	Non-first-time				
		Transfer-in	Continuing/Returning			
U.S. Nonresident	0	0	0	0	0	0
Hispanic/Latino	1	0	16	17	31	48
American Indian or Alaska Native	0	0	2	2	2	4
Asian	0	0	0	0	3	3
Black or African American	0	0	1	1	2	3
Native Hawaiian or Other Pacific Islander	0	0	0	0	1	1
White	0	1	8	9	61	70
Two or more races	0	0	1	1	3	4
Race and ethnicity unknown	0	0	0	0	14	14
Total women	1	1	28	30	117	147
Total women prior year	3	2	16	21	73	94

Grand total (2022-23)	2	3	87	92	237	329
Prior year data:						
Grand total (men+women) prior year	5	4	75	84	121	205
Total Part-time undergraduate enrollment Fall 2022 <i>NOTE: Grand total (2022-23) calculated above is expected to be greater than total Part-time undergraduate enrollment Fall 2022.</i>	2	3	62	67	58	125

Institution: New Mexico Institute of Mining and Technology (187967)

User ID: P1879671

Part A - Unduplicated Count for Undergraduate Students

12-month Unduplicated Count by Race/Ethnicity and Gender - Undergraduate Student Total

July 1, 2022 – June 30, 2023

Men

Students enrolled for credit	Total full-time undergraduate students	Total part-time undergraduate students	Grand total, all undergraduate students
<u>U.S. Nonresident</u>	12	2	14
<u>Hispanic/Latino</u>	309	61	370
<u>American Indian or Alaska Native</u>	30	4	34
<u>Asian</u>	21	8	29
<u>Black or African American</u>	5	3	8
<u>Native Hawaiian or Other Pacific Islander</u>	3	1	4
<u>White</u>	396	80	476
Two or more races	24	2	26
<u>Race and ethnicity unknown</u>	4	21	25
Total men	804	182	986

Women

Students enrolled for credit	Total full-time undergraduate students	Total part-time undergraduate students	Grand total, all undergraduate students
<u>U.S. Nonresident</u>	5	0	5
<u>Hispanic/Latino</u>	144	48	192
<u>American Indian or Alaska Native</u>	13	4	17
<u>Asian</u>	11	3	14
<u>Black or African American</u>	3	3	6
<u>Native Hawaiian or Other Pacific Islander</u>	0	1	1
<u>White</u>	133	70	203
Two or more races	12	4	16
<u>Race and ethnicity unknown</u>	2	14	16
Total women	323	147	470
Grand Total (men+women)	1,127	329	1,456

Institution: New Mexico Institute of Mining and Technology (187967)

Part A - Unduplicated Count for Graduate Students

12-month Unduplicated Count by Race/Ethnicity and Gender - Full-time and Part-time Graduate Students

July 1, 2022 – June 30, 2023

Reporting Reminders:

- The 12-month unduplicated count must be equal or greater than the corresponding prior year fall enrollment.
- Report Hispanic/Latino individuals of any race as Hispanic/Latino
- Report race for non-Hispanic/Latino individuals only
- Report **all** postbaccalaureate degree and certificate students as graduate students, **including any doctor's - professional practice students (formerly first-professional)**

Men

Students <u>enrolled for credit</u>	Total <u>full-time</u>	Total <u>part-time</u>	Total <u>graduate students</u>
<u>U.S. Nonresident</u>	60	7	67
<u>Hispanic/Latino</u>	32	34	66
<u>American Indian or Alaska Native</u>	2	3	5
<u>Asian</u>	9	5	14
<u>Black or African American</u>	10	6	16
<u>Native Hawaiian or Other Pacific Islander</u>	0	1	1
<u>White</u>	58	88	146
Two or more races	5	2	7
<u>Race and ethnicity unknown</u>	0	4	4
Total men	176	150	326
Total men prior year			368

Women

Students <u>enrolled for credit</u>	Total <u>full-time</u>	Total <u>part-time</u>	Total <u>Graduate students</u>
<u>U.S. Nonresident</u>	31	4	35
<u>Hispanic/Latino</u>	20	33	53
<u>American Indian or Alaska Native</u>	2	5	7
<u>Asian</u>	7	8	15
<u>Black or African American</u>	3	2	5
<u>Native Hawaiian or Other Pacific Islander</u>	0	0	0
<u>White</u>	21	78	99
Two or more races	4	13	17
<u>Race and ethnicity unknown</u>	0	1	1
Total women	88	144	232
Total women prior year			257

Grand total (2022-23)	264	294	558
Prior year data:			
Unduplicated headcount (2021-22)			625
i Total graduate enrollment Fall 2022 NOTE: Grand total (2022-23) calculated above is expected to be greater than Total graduate enrollment Fall 2022.	249	222	471

Institution: New Mexico Institute of Mining and Technology (187967)

Part A - Gender Unknown or Another Gender than Provided Categories

12-month Unduplicated Count by Gender Unknown or Another Gender than Provided Categories

- The 'gender unknown' category is to report students for whom the institution does not know a gender.
- Institutions should not ask students that do not select a binary gender to allocate themselves to a binary gender category; it is up to the institution to allocate unknown students and students that indicate another gender into the binary categories throughout the forms where required. One method commonly used by institutions is to allocate these students to the binary categories required in other parts of the form using the proportion of men to women reported.

Is your institution able to report **another gender** for the 2023-24 data collection?

If you indicate 'No, my institution does not collect data on another gender,' leave the cells in the rows for '**Another gender**' blank (i.e., do not report 0). If you indicate 'No, some cells will have a value of less than 5 students,' your institution collects data on another gender, but some cells have a value of less than 5 students, do not report the data and leave the cells in the rows for 'Another gender' blank. If you indicate 'Yes', but no students identified as another gender, please enter '0'.

Undergraduate students:


- Yes
- No, some cells will have a value of less than 5 students (do not report)
- No, my institution does not collect data on another gender

Graduate students:

- Yes
- No, some cells will have a value of less than 5 students (do not report)
- No, my institution does not collect data on another gender

Of the total students reported, how many students did you allocate to a binary gender category (Men/Women) because their gender was unknown or another gender than the provided categories?

	Number of students			
	Undergraduate students		Graduate students	
	Current Year	Prior year	Current Year	Prior year
Grand total	1,456	1,375	558	625
Gender unknown (i.e., gender information is not known or not collected).	0	0	0	0
Another gender (i.e., gender information is known but does not fall into either of the mutually exclusive binary categories provided [Men/Women]).	0		0	
Total of Gender unknown + Another gender	0	0	0	0
Total of Students for whom gender is known and falls into one of the mutually exclusive binary categories provided [Men/Women]	1,456	1,375	558	625

 You may use the box below to provide additional context for the data you have reported above. Context notes will be posted on the College Navigator website. Therefore, you should write all context notes using proper grammar (e.g., complete sentences with punctuation) and common language that can be easily understood by students and parents (e.g., spell out acronyms).


Institution: New Mexico Institute of Mining and Technology (187967)

Part A – 12-month Enrollment by Distance Education Status

12-month Unduplicated Count - Distance Education Status

July 1, 2022 – June 30, 2023

	Undergraduate Students		Graduate Students
	Degree/certificate-seeking	Non-degree/non-certificate-seeking	
Students <i>enrolled exclusively</i> in distance education courses	8	13	146
Students <i>enrolled in at least one but not all</i> distance education courses	321	3	58
Students <i>not enrolled in any</i> distance education courses	890	221	354
Total (Carried forward from part A)	1,219	237	558

 You may use the box below to provide additional context for the data you have reported above. Context notes will be posted on the College Navigator website. Therefore, you should write all context notes using proper grammar (e.g., complete sentences with punctuation) and common language that can be easily understood by students and parents (e.g., spell out acronyms).

Institution: New Mexico Institute of Mining and Technology (187967)

Part B - Instructional Activity

12-month Instructional Activity

July 1, 2022 - June 30, 2023

Instructional Activity Reporting Reminder:

- Instructional activity is used to calculate an IPEDS FTE based on the institution's reported calendar system.
- Graduate credit hour activity should not include any doctor's – professional practice activity, the total of those students' FTE is entered separately instead.

FTE Reporting Reminder:

- Institutions need not report their own calculations of undergraduate or graduate FTE unless IPEDS FTE calculations would be misleading for comparison purposes among all IPEDS reporting institutions.

Instructional Activity

	2022-23 total activity	Prior year data
Undergraduate level:		
<u>Credit hour activity</u>	34,865	36,160
Graduate level:		
<u>Credit hour activity</u>	6,777	7,199


Full-Time Equivalent (FTE) of Students

Calendar system (as reported on the prior year IC Header survey component):	Semester
---	----------

If the IPEDS calculated FTE estimates below are not reasonable, **AND** you have reported the correct instructional activity hours above, enter your best FTE estimate in the "Institution reported FTE" column below and save the page. This option should be used **ONLY** if the calculated estimate is not reasonable for your institution and IPEDS comparisons.

Please provide your best estimate of undergraduate and graduate FTE for the 12-month reporting period **only if the calculated FTE estimate below is not reasonable for IPEDS comparison purposes**. Please provide an explanation in the context box if the option is used due to Coronavirus Pandemic.

	Calculated FTE 2022-23	Institution reported FTE 2022-23	Prior year FTE 2021-22
Undergraduate student FTE	1,162	1,162	1,205
Graduate student FTE	282	282	300
Total FTE students	1,444	1,444	1,505

 Context notes will be posted on the College Navigator website. Therefore, you should write all context notes using proper grammar (e.g., complete sentences with punctuation) and common language that can be easily understood by students and parents (e.g., spell out acronyms).

Institution: New Mexico Institute of Mining and Technology (187967)

Part C – Unduplicated Count of Dual Enrolled Students

12-month Unduplicated count of dual enrolled students

July 1, 2022 – June 30, 2023

- The number of high school students enrolled in college courses for credit was reported in Part A as part of the non-degree/non-certificate-seeking unduplicated enrollment.
 - The number of high school students enrolled in college courses for credit reported in Part C will have some duplication with the non-degree/non-certificate-seeking enrollment students reported in Part A.
 - The number of high school students enrolled in college courses for credit reported in Part C should be less than the number of non-degree/non-certificate-seeking students reported in Part A unless all these students at your institution are high school students enrolled in college courses for credit.
- Report Hispanic/Latino individuals of any race as Hispanic/Latino
- Report race for non-Hispanic/Latino individuals only

In Part A, your institution reported the following number of students in the non-degree/non-certificate-seeking unduplicated headcount.	237
---	-----

	High school students enrolled in college courses for credit		
	Men	Women	Total
<u>U.S. Nonresident</u>	<input type="text" value="0"/>	<input type="text" value="0"/>	0
<u>Hispanic/Latino</u>	<input type="text" value="2"/>	<input type="text" value="0"/>	2
<u>American Indian or Alaska Native</u>	<input type="text" value="0"/>	<input type="text" value="0"/>	0
<u>Asian</u>	<input type="text" value="0"/>	<input type="text" value="0"/>	0
<u>Black or African American</u>	<input type="text" value="0"/>	<input type="text" value="0"/>	0
<u>Native Hawaiian or Other Pacific Islander</u>	<input type="text" value="0"/>	<input type="text" value="0"/>	0
<u>White</u>	<input type="text" value="0"/>	<input type="text" value="2"/>	2
Two or more races	<input type="text" value="0"/>	<input type="text" value="0"/>	0
<u>Race and ethnicity unknown</u>	<input type="text" value="1"/>	<input type="text" value="0"/>	1
Total	3	2	5

Prepared by

Prepared by

Reporting Reminders:

- The name of the preparer is being collected so that we can follow up with the appropriate person in the event that there are questions concerning the data.
- The Keyholder will be copied on all email correspondence to other preparers.
- The time it took to prepare this component is being collected so that we can continue to improve our estimate of the reporting burden associated with IPEDS.
- Please include in your estimate the time it took for you to review instructions, query and search data sources, complete and review the component, and submit the data through the Data Collection System.
- Thank you for your assistance.

This survey component was prepared by:

<input checked="" type="radio"/>	Keyholder	<input type="radio"/>	SFA Contact	<input type="radio"/>	HR Contact
<input type="radio"/>	Finance Contact	<input type="radio"/>	Academic Library Contact	<input type="radio"/>	Other
Name: <input type="text" value="Steph Moore"/>					
Email: <input type="text" value="steph.moore@nmt.edu"/>					

How many staff from your institution only were involved in the data collection and reporting process of this survey component?

Number of Staff (including yourself)

How many hours did you and others from your institution only spend on each of the steps below when responding to this survey component?
Exclude the hours spent collecting data for state and other reporting purposes.

Staff member	Collecting Data Needed	Revising Data to Match IPEDS Requirements	Entering Data	Revising and Locking Data
Your office	<input type="text" value="3.00"/> hours	<input type="text" value="2.00"/> hours	<input type="text" value="0.50"/> hours	<input type="text" value="0.50"/> hours
Other offices	<input type="text"/> hours	<input type="text"/> hours	<input type="text"/> hours	<input type="text"/> hours

Summary

12-Month Enrollment Component Summary

The purpose of this summary is to provide you an opportunity to view some of the data that, when accepted through the IPEDS quality control process, will appear on the [College Navigator](#) website and/or your institution's Data Feedback Report (DFR). In addition, all data reported in IPEDS survey components become publicly available through the [IPEDS Use the Data](#) and appear as aggregated statistics in various Department of Education reports. [College Navigator](#) is updated approximately three months after the data collection period closes and DFRs will be available through the [IPEDS Use the Data](#) and sent to your institution's CEO at the end of 2024.

Please review your data for accuracy. If you have questions about the data displayed below or after reviewing the data reported on the survey screens, please contact the IPEDS Help Desk at: 1-877-225-2568 or ipedshelp@rti.org.

12-Month Unduplicated Headcount and Full-Time Equivalent Students	
Total 12-month unduplicated headcount enrollment	2,014
Undergraduate student unduplicated headcount enrollment	1,456
Graduate student unduplicated headcount enrollment	558
Total 12-month full-time equivalent (FTE) student enrollment	
Undergraduate student FTE enrollment	1,162
Graduate student FTE enrollment	282
Doctor's-professional practice FTE enrollment	

Total 12-month Undergraduate Student Characteristics	
Percent of undergraduate students who are female	32 %
Percent of undergraduate students who are full-time	77 %
Percent of undergraduate students who are enrolled exclusively in distance education courses	1 %
Percent of undergraduate students by U.S. resident status and race/ethnicity: Note: Race/ethnicity is not collected for U.S. Nonresidents.	
U.S. Resident	99 %
American Indian or Alaska Native	4 %
Asian	3 %
Black or African American	1 %
Hispanic/Latino	39 %
Native Hawaiian or Pacific Islander	0 %
White	47 %
Two or More Races	3 %
Race and ethnicity unknown	3 %
U .S. Nonresident	1 %

Total 12-month Graduate Student Characteristics	
Percent of graduate students who are female	42 %
Percent of graduate students who are full-time	47 %
Percent of graduate students who are enrolled exclusively in distance education courses	26 %
Percent of graduate students by U.S. resident status and race/ethnicity: Note: Race/ethnicity is not collected for U.S. Nonresidents.	
U.S. Resident	82 %
American Indian or Alaska Native	2 %
Asian	5 %
Black or African American	4 %
Hispanic/Latino	21 %
Native Hawaiian or Pacific Islander	0 %

	White	44 %
	Two or More Races	4 %
	Race and ethnicity unknown	1 %
U .S. Nonresident		18 %

Institution: New Mexico Institute of Mining and Technology (187967)

User ID: P1879671

Edit Report

12-month Enrollment

There are no errors for the selected survey and institution.