

IPEDS 2023-24 Data Collection System

IPEDS HELP DESK (877) 225-2568 | ipedshelp@rti.org
OMB NO. 1850-0582 v.32 : Approval Expires 8/31/2025
User ID: P1879671

Fall Enrollment 2023-24

Institution: New Mexico Institute of Mining and Technology (187967)

User ID: P1879671

Overview

Fall Enrollment Overview

The Fall Enrollment component collects student enrollment counts by level of student, enrollment status, gender and race/ethnicity. In addition, first-time students' fall-to-fall retention rates and the student-to-faculty ratio are collected. Enrollment by age is required in odd-numbered years, and enrollment by residence of first-time undergraduates is required in even-numbered years.

Institutions operating on a traditional academic year calendar (semester, trimester, quarter, or 4-1-4) report Fall enrollment as of the institution's official fall reporting date or October 15. Institutions operating on a calendar that differs by program or that enrolls students on a continuous basis (referred to as program reporters) report Fall enrollment as students enrolled any time during the period August 1 and October 31.

Data reporting reminders:

- Report data to accurately reflect the time period corresponding with the IPEDS survey component, even if such reporting is seemingly inconsistent with prior year reporting.
- Part B, Enrollment of students by age, is required this year.
- Part C, Residence of first-time degree/certificate-seeking undergraduates, is optional this year.
- For reporting students studying in consortium agreements, please refer to the Resource page at <https://nces.ed.gov/ipeds/report-your-data/data-tip-sheet-reporting-data-consortium-institutions>.

Changes in reporting:

The following changes were implemented for the 2023-24 data collection period:

- Rephrased "remedial education" terminology in survey materials to "developmental education," including Glossary terms
- Rephrased "dual enrolled students" terminology in survey materials to "high school students enrolled in college courses for credit"
- Revised survey materials related to Gender Unknown or Another Gender enrollment reporting in Part A, including non-reporting for small cell size
- Revised Part E Instructions to clarify that bachelor's degree completers by their second fall term among the first-time bachelor's degree-seeking student cohort should be considered retained
- Added FAQ regarding including incarcerated students in for-credit enrollment reporting
- Added FAQ regarding determining students' full- and part-time status
- Revised FAQ regarding enrollment reporting for degree-seeking students who were previously enrolled as non-degree-seeking
- Revised FAQ with an additional note about verification of F-1 visa status for undocumented and DACA students
- Removed reference to Common Data Set methodology in Instructions regarding student-to-faculty ratio
- Revised FAQ regarding experimental site participants

Resources:

- To download the survey materials for this component: [Survey Materials](#)
- To access your prior year data submission for this component: [Reported Data](#)

If you have questions about completing this survey, please contact the **IPEDS Help Desk at 1-877-225-2568**.

Institution: New Mexico Institute of Mining and Technology (187967)

User ID: P1879671

Part Selection

Completion of Part C (Residence of First-Time Degree/Certificate-Seeking Undergraduates) is optional this year.

Do you wish to complete Part C this year?

If you select 'Yes', you will be expected to complete the Part C screens.

If you select 'No', you will skip Part C.

- No, I will not complete Part C
- Yes, I will complete Part C

Institution: New Mexico Institute of Mining and Technology (187967)

User ID: P1879671

Part A - Fall Enrollment for Full-Time Undergraduate Students

Enrollment as of the institution's **official fall reporting date** or as of **October 15, 2023**

Full-time Undergraduate Students

Reporting Reminders:

- Report Hispanic/Latino individuals of any race as Hispanic/Latino
- Report race for non-Hispanic/Latino individuals only
- Even though Teacher Preparation certificate programs may require a bachelor's degree for admission, they are considered subbaccalaureate undergraduate programs, and students in these programs are undergraduate students.

Men

Enrolled for <u>credit</u>	Degree/certificate-seeking			Total degree/certificate-seeking	Non-degree/ non-certificate-seeking	Total, Full-time undergraduate students
	First-time	Non-first-time				
		Transfer-in	Continuing/ Returning			
U.S. Nonresident	6	9	9	24	0	24
Hispanic/Latino	70	9	223	302	0	302
American Indian or Alaska Native	6	4	21	31	0	31
Asian	2	1	16	19	0	19
Black or African American	2	0	3	5	0	5
Native Hawaiian or Other Pacific Islander	0	0	2	2	0	2
White	68	11	284	363	0	363
Two or more races	3	0	13	16	0	16
Race and ethnicity unknown	1	0	1	2	0	2
Total men	158	34	572	764	0	764
Total men prior year	230	29	520	779		779

Women

Enrolled for <u>credit</u>	Degree/certificate-seeking			Total degree/certificate-seeking	Non-degree/ non-certificate-seeking	Total, Full-time undergraduate students
	First-time	Non-first-time				
		Transfer-in	Continuing/ Returning			
U.S. Nonresident	0	3	3	6	0	6
Hispanic/Latino	32	4	105	141	0	141
American Indian or Alaska Native	3	1	10	14	0	14
Asian	1	0	7	8	0	8
Black or African American	0	0	3	3	0	3
Native Hawaiian or Other Pacific Islander	0	0	0	0	0	0
White	25	5	83	113	0	113
Two or more races	2	0	11	13	0	13
Race and ethnicity unknown	1	0	2	3	0	3
Total women	64	13	224	301	0	301
Total women prior year	69	10	235	314		314

Grand total (men+women)	222	47	796	1,065	0	1,065
Grand total (men+women) prior year	299	39	755	1,093		1,093

Institution: New Mexico Institute of Mining and Technology (187967)

User ID: P1879671

Part A - Fall Enrollment for Part-time Undergraduate Students

Enrollment as of the institution's **official fall reporting date** or as of **October 15, 2023**

Part-time Undergraduate Students

Reporting Reminders:

- Report Hispanic/Latino individuals of any race as Hispanic/Latino
- Report race for non-Hispanic/Latino individuals only
- Even though Teacher Preparation certificate programs may require a bachelor's degree for admission, they are considered subbaccalaureate undergraduate programs, and students in these programs are undergraduate students.

Men

Enrolled for <u>credit</u>	Degree/certificate-seeking			Total degree/certificate-seeking	Non-degree/ non-certificate-seeking	Total, <u>part-time</u> <u>undergraduate</u> students
	First-time	Non-first-time				
		Transfer-in	Continuing/ Returning			
U.S. Nonresident	<input type="text" value="0"/>	<input type="text" value="0"/>	<input type="text" value="0"/>	0	<input type="text" value="0"/>	0
Hispanic/Latino	<input type="text" value="0"/>	<input type="text" value="2"/>	<input type="text" value="10"/>	12	<input type="text" value="4"/>	16
American Indian or Alaska Native	<input type="text" value="0"/>	<input type="text" value="0"/>	<input type="text" value="2"/>	2	<input type="text" value="0"/>	2
Asian	<input type="text" value="0"/>	<input type="text" value="0"/>	<input type="text" value="1"/>	1	<input type="text" value="1"/>	2
Black or African American	<input type="text" value="0"/>	<input type="text" value="0"/>	<input type="text" value="0"/>	0	<input type="text" value="2"/>	2
Native Hawaiian or Other Pacific Islander	<input type="text" value="0"/>	<input type="text" value="0"/>	<input type="text" value="1"/>	1	<input type="text" value="0"/>	1
White	<input type="text" value="0"/>	<input type="text" value="2"/>	<input type="text" value="19"/>	21	<input type="text" value="15"/>	36
Two or more races	<input type="text" value="0"/>	<input type="text" value="0"/>	<input type="text" value="0"/>	0	<input type="text" value="1"/>	1
Race and ethnicity unknown	<input type="text" value="0"/>	<input type="text" value="0"/>	<input type="text" value="0"/>	0	<input type="text" value="29"/>	29
Total men	<input checked="" type="checkbox"/> 0	4	33	37	52	89
Total men prior year	1	2	43	46	15	61

Women

Enrolled for <u>credit</u>	Degree/certificate-seeking			Total degree/certificate-seeking	Non-degree/ non-certificate-seeking	Total, <u>part-time</u> <u>undergraduate</u> students
	First-time	Non-first-time				
		Transfer-in	Continuing/ Returning			
U.S. Nonresident	<input type="text" value="0"/>	<input type="text" value="0"/>	<input type="text" value="0"/>	0	<input type="text" value="1"/>	1
Hispanic/Latino	<input type="text" value="0"/>	<input type="text" value="0"/>	<input type="text" value="7"/>	7	<input type="text" value="5"/>	12
American Indian or Alaska Native	<input type="text" value="0"/>	<input type="text" value="0"/>	<input type="text" value="0"/>	0	<input type="text" value="1"/>	1
Asian	<input type="text" value="0"/>	<input type="text" value="0"/>	<input type="text" value="0"/>	0	<input type="text" value="3"/>	3
Black or African American	<input type="text" value="0"/>	<input type="text" value="0"/>	<input type="text" value="0"/>	0	<input type="text" value="1"/>	1
Native Hawaiian or Other Pacific Islander	<input type="text" value="0"/>	<input type="text" value="0"/>	<input type="text" value="0"/>	0	<input type="text" value="0"/>	0
White	<input type="text" value="0"/>	<input type="text" value="0"/>	<input type="text" value="11"/>	11	<input type="text" value="34"/>	45
Two or more races	<input type="text" value="0"/>	<input type="text" value="0"/>	<input type="text" value="2"/>	2	<input type="text" value="1"/>	3
Race and ethnicity unknown	<input type="text" value="0"/>	<input type="text" value="0"/>	<input type="text" value="0"/>	0	<input type="text" value="7"/>	7
Total women	<input checked="" type="checkbox"/> 0	0	20	20	53	73
Total women prior year	1	1	19	21	43	64

Grand total (men+women)	<input checked="" type="checkbox"/> 0	4	53	57	105	<input checked="" type="checkbox"/> 162
Grand total (men+women) prior year	2	3	62	67	58	125

Institution: New Mexico Institute of Mining and Technology (187967)

User ID: P1879671

Part A - Fall Enrollment for Undergraduate Students Total

Enrollment as of the institution's **official fall reporting date** or as of **October 15, 2023**Undergraduate Students**Men**

Students enrolled for credit	Total full-time undergraduate students	Total part-time undergraduate students	Grand total, all undergraduate students
<u>U.S. Nonresident</u>	24	0	24
<u>Hispanic/Latino</u>	302	16	318
<u>American Indian or Alaska Native</u>	31	2	33
<u>Asian</u>	19	2	21
<u>Black or African American</u>	5	2	7
<u>Native Hawaiian or Other Pacific Islander</u>	2	1	3
<u>White</u>	363	36	399
Two or more races	16	1	17
<u>Race and ethnicity unknown</u>	2	29	31
Total men	764	89	853

Women

Students enrolled for credit	Total full-time students	Total part-time students	Grand total, all students
<u>U.S. Nonresident</u>	6	1	7
<u>Hispanic/Latino</u>	141	12	153
<u>American Indian or Alaska Native</u>	14	1	15
<u>Asian</u>	8	3	11
<u>Black or African American</u>	3	1	4
<u>Native Hawaiian or Other Pacific Islander</u>	0	0	0
<u>White</u>	113	45	158
Two or more races	13	3	16
<u>Race and ethnicity unknown</u>	3	7	10
Total women	301	73	374
Grand Total (men+women)	1,065	162	1,227

Institution: New Mexico Institute of Mining and Technology (187967)

User ID: P1879671

Part A - Fall Enrollment for Graduate Students

Enrollment as of the institution's **official fall reporting date** or as of **October 15, 2023**

Graduate Students

Race/Ethnicity Reporting Reminder:

- Report Hispanic/Latino individuals of any race as Hispanic/Latino
- Report race for non-Hispanic/Latino individuals only

Graduate Student Reporting Reminder:

- Report all postbaccalaureate degree and certificate students as graduate students, including any doctor's-professional practice students (formerly first-professional)
- Even though Teacher Preparation certificate programs may require a bachelor's degree for admission, they are considered subbaccalaureate undergraduate programs, and students in these programs are undergraduate students.

Men

Enrolled for <u>credit</u>	Total <u>full-time</u>	Total <u>part-time</u>	Total graduate students
<u>U.S. Nonresident</u>	59	7	66
<u>Hispanic/Latino</u>	31	29	60
<u>American Indian or Alaska Native</u>	1	3	4
<u>Asian</u>	7	2	9
<u>Black or African American</u>	7	3	10
<u>Native Hawaiian or Other Pacific Islander</u>	0	0	0
<u>White</u>	56	65	121
Two or more races	5	2	7
<u>Race and ethnicity unknown</u>	0	2	2
Total men	166	113	279
Total men prior year	167	109	276

Women

Enrolled for <u>credit</u>	Total <u>full-time</u>	Total <u>part-time</u>	Total graduate students
<u>U.S. Nonresident</u>	37	4	41
<u>Hispanic/Latino</u>	23	29	52
<u>American Indian or Alaska Native</u>	1	2	3
<u>Asian</u>	7	7	14
<u>Black or African American</u>	4	1	5
<u>Native Hawaiian or Other Pacific Islander</u>	0	0	0
<u>White</u>	29	50	79
Two or more races	5	8	13
<u>Race and ethnicity unknown</u>	0	0	0
Total women	106	101	207
Total women prior year	82	113	195

Grand total (men+women)	272	214	486
Grand total (men+women) prior year	249	222	471

Institution: New Mexico Institute of Mining and Technology (187967)

User ID: P1879671

Part A - Fall Enrollment - Summary - Grand Totals

Fall Enrollment Component Summary

Men

Students enrolled for credit	Total full-time students	Total part-time students	Grand total, all students
<u>U.S. Nonresident</u>	83	7	90
<u>Hispanic/Latino</u>	333	45	378
<u>American Indian or Alaska Native</u>	32	5	37
<u>Asian</u>	26	4	30
<u>Black or African American</u>	12	5	17
<u>Native Hawaiian or Other Pacific Islander</u>	2	1	3
<u>White</u>	419	101	520
Two or more races	21	3	24
<u>Race and ethnicity unknown</u>	2	31	33
Total men	930	202	1,132

Women

Students enrolled for credit	Total full-time students	Total part-time students	Grand total, all students
<u>U.S. Nonresident</u>	43	5	48
<u>Hispanic/Latino</u>	164	41	205
<u>American Indian or Alaska Native</u>	15	3	18
<u>Asian</u>	15	10	25
<u>Black or African American</u>	7	2	9
<u>Native Hawaiian or Other Pacific Islander</u>	0	0	0
<u>White</u>	142	95	237
Two or more races	18	11	29
<u>Race and ethnicity unknown</u>	3	7	10
Total women	407	174	581
Grand Total (men+women)	1,337	376	1,713

Part A - Fall Enrollment- Gender Unknown or Another Gender than Provided Categories

Part A - Fall Enrollment - Gender Unknown or another gender than Provided Categories

- The 'gender unknown' category is to report students for whom the institution does not know a gender.
- Institutions should not ask students that do not select a binary gender to allocate themselves to a binary gender category; it is up to the institution to allocate unknown students and students that indicate another gender into the binary categories throughout the forms where required. One commonly used method to allocate students is to use the known portion of men to women.

Is your institution able to report **another gender** for the 2023-24 data collection?

If you indicate 'No, my institution does not collect data on another gender,' leave the cells in the rows for '**Another gender**' blank (i.e., do not report 0). If you indicate 'No, some cells will have a value of less than 5 students,' your institution collects data on another gender, but some cells have a value of less than 5 students, do not report the data and leave the cells in the rows for 'Another gender' blank. If you indicate 'Yes', but no students identified as another gender, please enter '0'.

Undergraduate students:


- Yes
- No, some cells will have a value of less than 5 students (do not report)
- No, my institution does not collect data on another gender

Graduate students:

- Yes
- No, some cells will have a value of less than 5 students (do not report)
- No, my institution does not collect data on another gender

Of the total students reported, how many students did you allocate to a binary gender category (Men/Women) because their gender was unknown or another gender than the provided categories?


	Number of students			
	Undergraduate students		Graduate students	
	Current Year	Prior year	Current Year	Prior year
Grand total	1,227	1,218	486	471
Gender unknown (i.e., gender information is not known or not collected).	<input type="text" value="0"/>	<input type="text" value="0"/>	<input type="text" value="0"/>	<input type="text" value="0"/>
Another gender (i.e., gender information is known but does not fall into either of the mutually exclusive binary categories provided [Men/Women]).	<input type="text"/>		<input type="text"/>	<input type="text" value="1"/>
Total of Gender unknown + Another gender	0	0	0	1
Total of Students for whom gender is known and falls into one of the mutually exclusive binary categories provided [Men/Women]	1,227	1,218	486	470


 You may use the box below to provide additional context for the data you have reported above. Context notes will be posted on the College Navigator website. Therefore, you should write all context notes using proper grammar (e.g., complete sentences with punctuation) and common language that can be easily understood by students and parents (e.g., spell out acronyms).

Institution: New Mexico Institute of Mining and Technology (187967)
 Part A - Fall Enrollment by Distance Education Status

User ID: P1879671

Enrollment as of the institution's **official fall reporting date** or as of **October 15, 2023**

	Undergraduate Students		Graduate Students
	Degree/certificate-seeking	Non-degree/non-certificate-seeking	
 Enrolled <i>exclusively</i> in <u>distance education courses</u>	11	1	102
Enrolled in <i>at least one</i> but not all distance education courses	160	0	35
<i>Not enrolled</i> in any distance education courses	951	104	349
Total (Carried forward from part A)	1,122	105	486

 You may use the box below to provide additional context for the data you have reported above. Context notes will be posted on the College Navigator website. Therefore, you should write all context notes using proper grammar (e.g., complete sentences with punctuation) and common language that can be easily understood by students and parents (e.g., spell out acronyms).

Institution: New Mexico Institute of Mining and Technology (187967)
 Part A - Fall Enrollment by Distance Education Status

User ID: P1879671

Of those students *exclusively* enrolled in distance education courses, report the number that are:

		Undergraduate Students		Graduate Students
		Degree/certificate-seeking	Non-degree/non-certificate-seeking	
Located in	NM	<input checked="" type="checkbox"/> 11	<input type="checkbox"/> 0	<input type="checkbox"/> 76
Located in the U.S. but not in	NM	<input type="checkbox"/> 0	<input type="checkbox"/> 1	<input type="checkbox"/> 22
Located in the U.S. but state/jurisdiction unknown		<input type="checkbox"/> 0	<input type="checkbox"/> 0	<input type="checkbox"/> 4
Located outside the U.S.		<input type="checkbox"/> 0	<input type="checkbox"/> 0	<input type="checkbox"/> 0
Location unknown/unreported		0	0	0
Total students exclusively enrolled in distance education (Carried forward from section above)		11	1	102

Institution: New Mexico Institute of Mining and Technology (187967)

User ID: P1879671

Part B - Fall Enrollment by Age and Gender for Full-time Undergraduate Students

Enrollment as of the institution's official fall reporting date or as of October 15, 2023

Age	Full-time Undergraduate Students	
	Men	Women
Under 18	14	4
18-19	304	121
20-21	275	114
22-24	126	41
25-29	30	12
30-34	10	5
35-39	1	3
40-49	4	1
50-64	0	0
65 and over	0	0
Age unknown/unreported	0	0
Total full-time undergraduate students (Carried forward from part A)	764	301

Institution: New Mexico Institute of Mining and Technology (187967)

User ID: P1879671

Part B - Fall Enrollment by Age and Gender for Part-time Undergraduate Students

Enrollment as of the institution's official fall reporting date or as of October 15, 2023

Age	Part-time Undergraduate Students	
	Men	Women
Under 18	27	7
18-19	5	2
20-21	2	6
22-24	16	9
25-29	12	6
30-34	11	2
35-39	1	7
40-49	3	9
50-64	3	11
65 and over	9	14
Age unknown/unreported	0	0
Total part-time undergraduate students (Carried forward from part A)	89	73

Institution: New Mexico Institute of Mining and Technology (187967)

User ID: P1879671

Part B - Fall Enrollment by Age and Gender for Full-time Graduate Students

Enrollment as of the institution's official fall reporting date or as of October 15, 2023

Age	Full-time Graduate Students	
	Men	Women
Under 18	<input type="text" value="0"/>	<input type="text" value="0"/>
18-19	<input type="text" value="0"/>	<input type="text" value="0"/>
20-21	<input type="text" value="4"/>	<input type="text" value="5"/>
22-24	<input type="text" value="50"/>	<input type="text" value="32"/>
25-29	<input type="text" value="63"/>	<input type="text" value="42"/>
30-34	<input type="text" value="26"/>	<input type="text" value="14"/>
35-39	<input type="text" value="12"/>	<input type="text" value="8"/>
40-49	<input type="text" value="9"/>	<input type="text" value="3"/>
50-64	<input type="text" value="2"/>	<input type="text" value="2"/>
65 and over	<input type="text" value="0"/>	<input type="text" value="0"/>
Age unknown/unreported	<input type="text" value="0"/>	<input type="text" value="0"/>
Total full-time graduate students (Carried forward from part A)	166	106

Institution: New Mexico Institute of Mining and Technology (187967)

User ID: P1879671

Part B - Fall Enrollment by Age and Gender for Part-time Graduate Students


Enrollment as of the institution's official fall reporting date or as of October 15, 2023

Age	Part-time Graduate Students	
	Men	Women
Under 18	<input type="text" value="0"/>	<input type="text" value="0"/>
18-19	<input type="text" value="0"/>	<input type="text" value="0"/>
20-21	<input type="text" value="0"/>	<input type="text" value="0"/>
22-24	<input type="text" value="13"/>	<input type="text" value="7"/>
25-29	<input type="text" value="24"/>	<input type="text" value="19"/>
30-34	<input type="text" value="24"/>	<input type="text" value="15"/>
35-39	<input type="text" value="19"/>	<input type="text" value="10"/>
40-49	<input type="text" value="16"/>	<input type="text" value="20"/>
50-64	<input type="text" value="13"/>	<input type="text" value="18"/>
65 and over	<input type="text" value="4"/>	<input type="text" value="12"/>
Age unknown/unreported	<input type="text" value="0"/>	<input type="text" value="0"/>
Total part-time graduate students (Carried forward from part A)	113	101

Part C - Screening Question

Did any of your **first-time degree/certificate-seeking undergraduate** students (reported in Part A) enroll within 12 months of graduating high school or receiving their GED?

- No, we do not have any first-time students who enrolled within 12 months of their high school graduation.
- Yes, we have first-time students who enrolled within 12 months of their high school graduation.

 You may use the box below to provide additional context for the data you have reported above. Context notes will be posted on the College Navigator website. Therefore, you should write all context notes using proper grammar (e.g., complete sentences with punctuation) and common language that can be easily understood by students and parents (e.g., spell out acronyms).

Institution: New Mexico Institute of Mining and Technology (187967)

User ID: P1879671

Part C - Residence of First-time Undergraduates

Enrollment as of the institution's **official fall reporting date** or as of **October 15, 2023**

NOTE: These data are **optional** this year.

Enter **at least one zero**, where applicable, to verify that the screen has not been skipped.

State of <u>residence</u> when student was first admitted	FIPS Code	i Total <u>first-time</u> degree/certificate-seeking undergraduates (1)	Of students in column 1, those who enrolled within 12 months of high school graduation or receiving their GED (2)
Alabama	01	<input type="text"/>	<input type="text"/>
Alaska	02	<input type="text"/>	<input type="text"/>
Arizona	04	<input type="text" value="1"/>	<input type="text" value="1"/>
Arkansas	05	<input type="text"/>	<input type="text"/>
California	06	<input type="text" value="1"/>	<input type="text" value="1"/>
Colorado	08	<input type="text" value="1"/>	<input type="text" value="1"/>
Connecticut	09	<input type="text"/>	<input type="text"/>
Delaware	10	<input type="text"/>	<input type="text"/>
District of Columbia	11	<input type="text"/>	<input type="text"/>
Florida	12	<input type="text"/>	<input type="text"/>
Georgia	13	<input type="text"/>	<input type="text"/>
Hawaii	15	<input type="text"/>	<input type="text"/>
Idaho	16	<input type="text"/>	<input type="text"/>
Illinois	17	<input type="text"/>	<input type="text"/>
Indiana	18	<input type="text"/>	<input type="text"/>
Iowa	19	<input type="text"/>	<input type="text"/>
Kansas	20	<input type="text"/>	<input type="text"/>
Kentucky	21	<input type="text"/>	<input type="text"/>
Louisiana	22	<input type="text"/>	<input type="text"/>
Maine	23	<input type="text"/>	<input type="text"/>

Institution: New Mexico Institute of Mining and Technology (187967)

User ID: P1879671

Part C - Residence of First-time Undergraduates

Enrollment as of the institution's **official fall reporting date** or as of **October 15, 2023**

NOTE: These data are **optional** this year.

Enter **at least one zero**, where applicable, to verify that the screen has not been skipped.

State of <u>residence</u> when student was first admitted	FIPS Code	Total <u>first-time</u> degree/certificate-seeking undergraduates (1)	Of students in column 1, those who enrolled within 12 months of high school graduation or receiving their GED (2)
Maryland	24	<input type="text" value="1"/>	<input type="text" value="1"/>
Massachusetts	25	<input type="text"/>	<input type="text"/>
Michigan	26	<input type="text"/>	<input type="text"/>
Minnesota	27	<input type="text"/>	<input type="text"/>
Mississippi	28	<input type="text"/>	<input type="text"/>
Missouri	29	<input type="text"/>	<input type="text"/>
Montana	30	<input type="text"/>	<input type="text"/>
Nebraska	31	<input type="text"/>	<input type="text"/>
Nevada	32	<input type="text"/>	<input type="text"/>
New Hampshire	33	<input type="text"/>	<input type="text"/>
New Jersey	34	<input type="text" value="1"/>	<input type="text" value="1"/>
New Mexico	35	<input type="text" value="205"/>	<input type="text" value="196"/>
New York	36	<input type="text"/>	<input type="text"/>
North Carolina	37	<input type="text"/>	<input type="text"/>
North Dakota	38	<input type="text"/>	<input type="text"/>
Ohio	39	<input type="text"/>	<input type="text"/>
Oklahoma	40	<input type="text"/>	<input type="text"/>
Oregon	41	<input type="text"/>	<input type="text"/>
Pennsylvania	42	<input type="text"/>	<input type="text"/>
Rhode Island	44	<input type="text"/>	<input type="text"/>

Institution: New Mexico Institute of Mining and Technology (187967)

User ID: P1879671


Part C - Residence of First-time Undergraduates

Enrollment as of the institution's **official fall reporting date** or as of **October 15, 2023**

NOTE: These data are **optional** this year.

Enter **at least one zero**, where applicable, to verify that the screen has not been skipped.

State of <u>residence</u> when student was first admitted	FIPS Code	Total <u>first-time</u> degree/certificate-seeking undergraduates (1)	Of students in column 1, those who enrolled within 12 months of high school graduation or receiving their GED (2)
South Carolina	45	<input type="text"/>	<input type="text"/>
South Dakota	46	<input type="text"/>	<input type="text"/>
Tennessee	47	<input type="text"/>	<input type="text"/>
Texas	48	<input type="text"/>	<input type="text"/>
Utah	49	<input type="text"/>	<input type="text"/>
Vermont	50	<input type="text"/>	<input type="text"/>
Virginia	51	<input type="text"/>	<input type="text"/>
Washington	53	<input type="text"/>	<input type="text"/>
West Virginia	54	<input type="text"/>	<input type="text"/>
Wisconsin	55	<input type="text"/>	<input type="text"/>
Wyoming	56	<input type="text"/>	<input type="text"/>
<u>State Unknown</u>	57	<input type="text"/>	<input type="text"/>
American Samoa	60	<input type="text"/>	<input type="text"/>
Federated States of Micronesia	64	<input type="text"/>	<input type="text"/>
Guam	66	<input type="text"/>	<input type="text"/>
Marshall Islands	68	<input type="text"/>	<input type="text"/>
Northern Marianas	69	<input type="text"/>	<input type="text"/>
Palau	70	<input type="text"/>	<input type="text"/>
Puerto Rico	72	<input type="text"/>	<input type="text"/>
Virgin Islands	78	<input type="text"/>	<input type="text"/>
Foreign Countries	90	<input type="text" value="5"/>	<input type="text" value="3"/>
Residence unknown/unreported	98	7	
Total first-time degree/certificate-seeking undergraduates (Carried forward from Part A)		222	204

 You may use the box below to provide additional context for the data you have reported above. Context notes will be posted on the College Navigator website. Therefore, you should write all context notes using proper grammar (e.g., complete sentences with punctuation) and common language that can be easily understood by students and parents (e.g., spell out acronyms).

Institution: New Mexico Institute of Mining and Technology (187967)

User ID: P1879671

Part D - Total Undergraduate Entering Class

Total Undergraduate Entering Class, Fall 2023

D1	Total full-time, first-time degree/certificate-seeking <u>undergraduates</u> from Part A (GR <u>cohort</u>)	222
D2	Total <u>first-time</u> degree/certificate-seeking undergraduates (full-time + part-time) from Part A	222
D3	Total <u>transfer-in (non-first-time entering)</u> , degree/certificate-seeking undergraduates (full-time + part-time) from Part A	51
D4	Total <u>non-degree/non-certificate-seeking</u> undergraduates (full-time + part-time) from Part A	105
D5	Of the total non-degree/non-certificate-seeking undergraduates displayed on line D4, the number that are new to the institution in Fall 2023	9
D6	Total <u>entering students</u> at the undergraduate level Note: This is calculated as first-time students (line D2) + students transferring to the institution (line D3) + non-degree/non-certificate-seeking undergraduates entering in Fall 2023 (line D5).	282
D7	Percentage of undergraduate entering class represented by your GR <u>cohort</u> (line D1/line D6)	79

Institution: New Mexico Institute of Mining and Technology (187967)

User ID: P1879671

Part E - First-time Bachelor's Cohort Retention Rates (Full-time)

Retention Rates - Full-time, First-time Bachelor's Seeking Cohort from Fall 2022

Academic reporters determine the cohort and retention as of the institution's official fall reporting date or as of October 15. Program reporters determine the cohort with enrollment any time between August 1 and October 31, 2022 and retention based on August 1, 2023.

The retention rate is calculated by the system after clicking "Save" on the screen. Exclusions are subtracted from and inclusions are added to the original cohort and the resulting adjusted cohort is used for calculating the retention rate.

Retention Data Reporting Reminders:

- Include only **full-time, first-time bachelor's-seeking** students in this cohort.
- Determine the full-time cohort using Fall 2022 status (e.g., if a student was full-time in Fall 2022, report them in the full-time cohort regardless of their Fall 2023 status).
- If there are no students to report in the cohort, enter zero. Do not leave the field blank.
- Report in the exclusions box (line E2a) the number of students from the cohort who left the institution for any of the following reasons: died or were totally and permanently disabled; to serve in the armed forces (including those called to active duty); to serve with a foreign aid service of the Federal Government (e.g., Peace Corps); or to serve on official church missions.
- Report in the inclusion box (line E2b) first-time bachelor's-seeking study abroad students who were excluded from the first-time cohort (line E1) but who have re-enrolled at the institution their second year.

FULL-TIME, FIRST-TIME BACHELOR'S COHORT RETENTION:		Prior year data (Fall 2021 cohort)	
E1	Full-time, first-time Fall 2022 bachelor's seeking cohort	299	296
E2a	Exclusions from the Fall 2022 cohort	1	0
E2b	Inclusion to the Fall 2022 cohort	0	0
E3	Adjusted Fall 2022 cohort (line E1- E2a + E2b)	298	296
E4	Students from Fall 2022 cohort still enrolled as of Fall 2023	229	222
E5	Full-time, first-time Fall 2022 bachelor's cohort retention rate (line E4 / line E3)	77 %	75 %

 The notes below provide context for the data you've reported above and **may** be posted on the College Navigator website.

Choose one option that best explains your data or choose "Not Applicable" if you do not wish to provide context notes. If none of the options provided explain your institution's data, then choose "Other" and write your own context notes. Therefore, you should write all context notes using proper grammar (e.g., complete sentences with punctuation) and common language that can be easily understood by students and parents (e.g., spell out acronyms).

Not Applicable ▼

Part E - First-time Bachelor's Cohort Retention Rates (Part-time)

Retention Rates - Part-time, First-time Bachelor's Seeking Cohort from Fall 2022

Academic reporters determine the cohort and retention as of the institution's official fall reporting date or as of October 15. Program reporters determine the cohort with enrollment any time between August 1 and October 31, 2022 and retention based on August 1, 2023.

The retention rate is calculated by the system after clicking "Save" on the screen. Exclusions are subtracted from the original cohort and the resulting adjusted cohort is used for calculating the retention rate.

Retention Data Reporting Reminders:

- Include only **part-time, first-time bachelor's-seeking** students in this cohort.
- Determine part-time using Fall 2022 attendance status (e.g., if a student was part-time in Fall 2022, report them in the part-time cohort regardless of their Fall 2023 status).
- If there are no students to report in the cohort, enter zero. Do not leave the field blank.
- Report in the exclusions box (line E7a) the number of students from the cohort who left the institution for any of the following reasons: died or were totally and permanently disabled; to serve in the armed forces (including those called to active duty); to serve with a foreign aid service of the Federal Government (e.g., Peace Corps); or to serve on official church missions.
- Report in the inclusion box (line E7b) first-time bachelor's-seeking study abroad students who were excluded from the first-time cohort (line E6) but who have re-enrolled at the institution their second year.

PART-TIME, FIRST-TIME BACHELOR'S COHORT RETENTION:		Prior year data (Fall 2021 cohort)	
E6	Part-time, first-time Fall 2022 bachelor's seeking cohort	<input type="text" value="2"/>	5
E7a	<u>Exclusions</u> from the Fall 2022 cohort	<input type="text" value="0"/>	0
E7b	Inclusions to the Fall 2022 cohort	<input type="text" value="0"/>	0
E8	Adjusted Fall 2022 cohort (line E6 - E7a + E7b)	2	5
E9	Students from Fall 2022 cohort still enrolled as of Fall 2023	<input type="text" value="1"/>	1
E10	Part-time, first-time Fall 2022 bachelor's cohort retention rate (line E9 / line E8)	<input checked="" type="checkbox"/> 50 %	20 %

The notes below provide context for the data you've reported above and **may** be posted on the College Navigator website.

Choose one option that best explains your data or choose "Not Applicable" if you do not wish to provide context notes. If none of the options provided explain your institution's data, then choose "Other" and write your own context notes. Therefore, you should write all context notes using proper grammar (e.g., complete sentences with punctuation) and common language that can be easily understood by students and parents (e.g., spell out acronyms).

▾

Institution: New Mexico Institute of Mining and Technology (187967)

User ID: P1879671

Part F - Student-to-Faculty Ratio

Student-to-Faculty Ratio

Please provide your institution's student-to-faculty ratio (i.e., student-to-instructional staff) for undergraduate programs for Fall 2023. The student-to-faculty ratio and any accompanying context that is provided will be displayed on College Navigator.


Click [here](#) to use a worksheet to help you determine the student-to-faculty ratio

Student-to-faculty ratio

to 1

Student-to-faculty ratio prior year

to 1

 You may use the box below to provide additional context for the data you have reported above. Context notes will be posted on the College Navigator website. Therefore, you should write all context notes using proper grammar (e.g., complete sentences with punctuation) and common language that can be easily understood by students and parents (e.g., spell out acronyms).

Prepared by

Reporting Reminders:

- The name of the preparer is being collected so that we can follow up with the appropriate person in the event that there are questions concerning the data.
- The Keyholder will be copied on all email correspondence to other preparers.
- The time it took to prepare this component is being collected so that we can continue to improve our estimate of the reporting burden associated with IPEDS.
- Please include in your estimate the time it took for you to review instructions, query and search data sources, complete and review the component, and submit the data through the Data Collection System.
- Thank you for your assistance.

This survey component was prepared by:

<input checked="" type="radio"/>	Keyholder	<input type="radio"/>	SFA Contact	<input type="radio"/>	HR Contact
<input type="radio"/>	Finance Contact	<input type="radio"/>	Academic Library Contact	<input type="radio"/>	Other

Name:

Email:

How many staff from your institution only were involved in the data collection and reporting process of this survey component?

Number of Staff (including yourself)

How many hours did you and others from your institution only spend on each of the steps below when responding to this survey component?
Exclude the hours spent collecting data for state and other reporting purposes.

Staff member	Collecting Data Needed	Revising Data to Match IPEDS Requirements	Entering Data	Revising and Locking Data
Your office	<input type="text" value="10.00"/> hours	<input type="text" value="10.00"/> hours	<input type="text" value="1.00"/> hours	<input type="text" value="1.00"/> hours
Other offices	<input type="text"/> hours	<input type="text"/> hours	<input type="text"/> hours	<input type="text"/> hours

Summary

Fall Enrollment Component Summary

The purpose of this summary is to provide you an opportunity to view some of the data that, when accepted through the IPEDS quality control process, will appear on the [College Navigator](#) website and/or your institution's Data Feedback Report (DFR). In addition, all data reported in IPEDS survey components become publicly available through the [IPEDS Use the Data](#) and appear as aggregated statistics in various Department of Education reports. [College Navigator](#) is updated approximately three months after the data collection period closes and DFRs will be available through the [IPEDS Use the Data](#) and sent to your institution's CEO at the end of 2024.

Please review your data for accuracy. If you have questions about the data displayed below or after reviewing the data reported on the survey screens, please contact the IPEDS Help Desk at: 1-877-225-2568 or ipeds-help@rti.org.

Student Enrollment		
Total enrollment		1,713
Undergraduate enrollment	1,227	
Graduate enrollment	486	
Student-to-faculty ratio		
		10 to 1

Student Characteristics (All Students)		
Percent of all students who are female (%)		34
Percent of all students by U.S. resident status and race/ethnicity: Note: Race/ethnicity is not collected for U.S. Nonresidents.		
U.S. Resident (%)		92
American Indian or Alaska Native (%)	3	
Asian (%)	3	
Black or African American (%)	2	
Hispanic/Latino (%)	34	
Native Hawaiian or Pacific Islander (%)	0	
White (%)	44	
Two or More Races (%)	3	
Race and ethnicity unknown (%)	3	
U.S. Nonresident (%)		8

Undergraduate Student Characteristics		
Percent of all students who are female (%)		30
Percent of undergraduates who are full-time (%)		87
Percent of undergraduates who are transfer-in (%)		4
Percent of undergraduates who are enrolled exclusively in distance education courses (%)		1
Percent of all students by U.S. resident status and race/ethnicity: Note: Race/ethnicity is not collected for U.S. Nonresidents.		
U.S. Resident (%)		97
American Indian or Alaska Native (%)	4	
Asian (%)	3	
Black or African American (%)	1	
Hispanic/Latino (%)	38	
Native Hawaiian or Pacific Islander (%)	0	
White (%)	45	
Two or More Races (%)	3	
Race and ethnicity unknown (%)	3	
U.S. Nonresident (%)		3
Percent of undergraduate students by age:		
24 and under (%)	87	
25 and over (%)	13	
Age unknown (%)	0	
Percent of first-time degree/certificate seeking students by residence:		
In state (%)	92	
Out-of-state (%)	2	

Foreign countries (%)	2
Residence unknown (%)	3

Undergraduate Retention and Graduation Rate Cohort	
First-time, full-time bachelor's seeking student fall-to-fall retention rate (%)	77
First-time, part-time bachelor's seeking student fall-to-fall retention rate (%)	50
Graduation rate cohort as percent of total entering students (%)	79

Graduate Student Characteristics	
Percent of graduate students who are female (%)	43
Percent of graduate students who are full-time (%)	56
Percent of graduate students who are enrolled exclusively in distance education courses (%)	21
Percent of graduate students by U.S. resident status and race/ethnicity: Note: Race/ethnicity is not collected for U.S. Nonresidents.	
U.S. Resident (%)	78
American Indian or Alaska Native (%)	1
Asian (%)	5
Black or African American (%)	3
Hispanic/Latino (%)	23
Native Hawaiian or Pacific Islander (%)	0
White (%)	41
Two or More Races (%)	4
Race and ethnicity unknown (%)	0
U.S. Nonresident (%)	22

Edit Report

Fall Enrollment

Source	Description	Severity	Resolved	Options
Screen: Part A - Fall Enrollment for Part-time Undergraduate Students				
Screen Entry	The number entered is outside the expected range when compared with the prior year value. Please correct your data or explain. (Error #6304)	Explanation	Yes	
Reason	New Mexico Tech rarely enrolls part-time, first-time, degree-seeking undergraduates. Headcounts of students in this category are frequently zero, and always less than five.			
Screen Entry	The number entered is outside the expected range when compared with the prior year value. Please correct your data or explain. (Error #6304)	Explanation	Yes	
Reason	New Mexico Tech rarely enrolls part-time, first-time, degree-seeking undergraduates. Headcounts of students in this category are frequently zero, and always less than five.			
Screen Entry	Your institution indicated in the IC Header survey that it enrolls part-time, first-time degree/certificate-seeking undergraduate students; however, there is no enrollment of this type reported in Part A of this survey. If the IC Header data are correct, you must provide the enrollment counts for these students in Part A. Please correct the data or explain. (Error #6305)	Explanation	Yes	
Reason	New Mexico Tech rarely enrolls part-time, first-time, degree-seeking undergraduates. Headcounts of students in this category are frequently zero, and always less than five.			
Screen Entry	The percentage of students (men + women) whose race and ethnicity are unknown is greater than expected. Please correct your data or explain. (Error #6161)	Explanation	Yes	
Reason	The institution offered new vocational community college courses enrolling students from the community. Many of these students did not provide race-ethnicity data to the institution.			
Screen: Part A - Fall Enrollment by Distance Education Status				
Screen Entry	All undergraduate degree/certificate-seeking students exclusively enrolled in distance education courses are not expected to be reported under the same location category. Please correct your data or explain. (Error #6169)	Explanation	Yes	
Reason	Our institution offers a limited number of undergraduate Distance Education courses but sets no limitations on where the students who take them are located.			
Related Screens	Distance Education Status 1, Distance Education Status 2			
Screen: Part E - First-time Bachelor's Cohort Retention Rates (Part-time)				
Screen Entry	The calculated cohort retention rate is outside the expected range when compared with the prior year value. Please correct your data or explain. (Error #6308)	Explanation	Yes	
Reason	Only two students enrolled as first-time, part-time, degree-seeking students in Fall 2022. Only one of the students returned for Fall 2023. That's 50 percent.			